

HEEL CUSHION


NEW AND
IMPROVED
DESIGN



Broad high stretch straps to accommodate large variations in calf circumference.



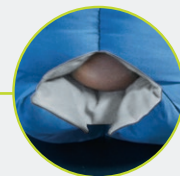
Plantar flexion control straps (optional, included with all Heel Cushions).




Microfibre lining for moisture management and increased patient comfort.




Clearly labelled for orientation.



Easily assess level of heel offloading via the opening.



De-rotation wedge (Optional) to stabilise foot position.



Universal size, suitable for bariatrics.

HEEL CUSHION

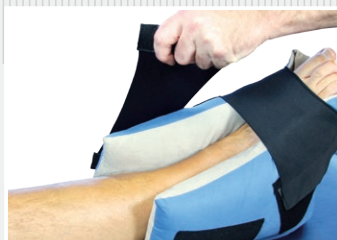


FITTING INSTRUCTIONS



STEP 1

Remove all straps and open device.



STEP 2

Place foot into cushion, ensuring heel is located correctly.



STEP 3

Secure straps. Position de-rotation wedge to control leg position if required. Ensure touch tape is fully engaged.



STEP 4

If plantar flexion control is required use optional elastic straps to pull foot/ankle into appropriate position.

HEEL CUSHION

The OAPL heel cushion is a cost effective device ideal for protecting the “at risk” foot and ankle. It has been designed to enable easy donning and doffing and allows the clinician a visual check of the heel being off loaded. Available as a single item or in a case of 4 it can also be combined with the OAPL de-rotation wedge to control rotation of the hip and leg.

Code	Variation	Price	Bulk Price
OAHC	OAPL Heel Cushion	\$45 each	\$35 each when purchasing 4 or more

ADDITIONAL PRODUCTS



Full Shell Walker



Standard Walker



Marseille Shoe



Evenup



VACO Diabetic Range



Post Op Footwear



Heal PRO



Heelift Glide Ultra

*Prices do not include GST.

Orthopaedic Appliances Pty Ltd reserves the right to make any amendments and/or variations to this product or packaging without notice.